ANDREW MARTIN SMOKED EUCALYTUS COFFEE TABLE

Thank you for choosing this quality product. Be sure to check all packaging materials carefully for small parts that may have loosened inside the carton during shipment and place on a non-abrasive surface.

IMPORTANT: These parts can be cumbersome and heavy to some people, therefore, the assistance of two or more people are recommended in order to prevent personal injury and insure the furniture is not damaged during the assembly Process.

PART LIST

A. [1] TOP GLASS
B. [1] TABLE

HARDWARE LIST

NO	DESCRIPTION	QTY
1	BUMPON PLASTIC	8

INSTRUCTIONS:

1. Preset the table base (B) on your desired location.
2. Secure place the Bumpon plastic (1) on the top of the table base and then place the top glass (B) on it. See SKETCH.
3. Assembly is complete.

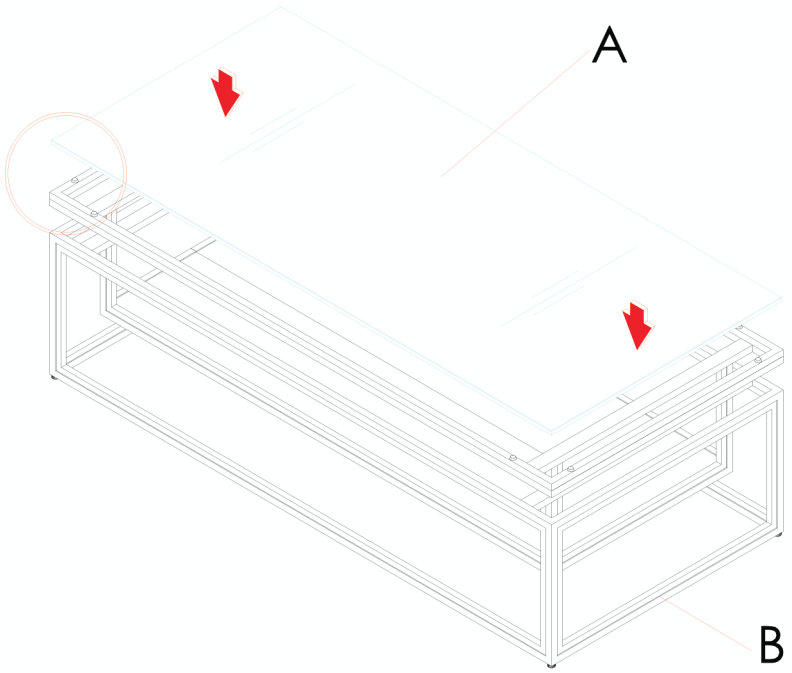

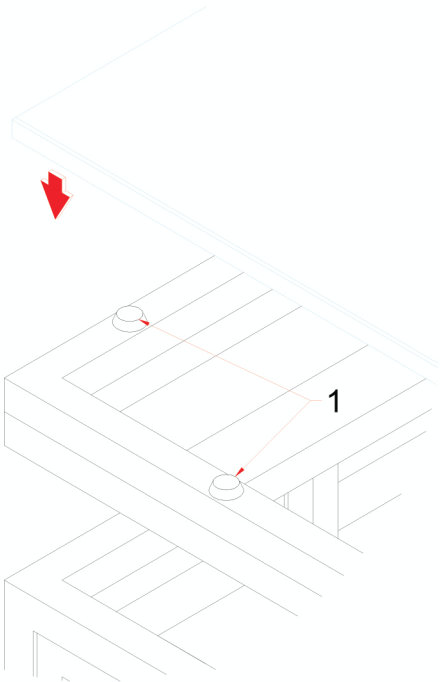

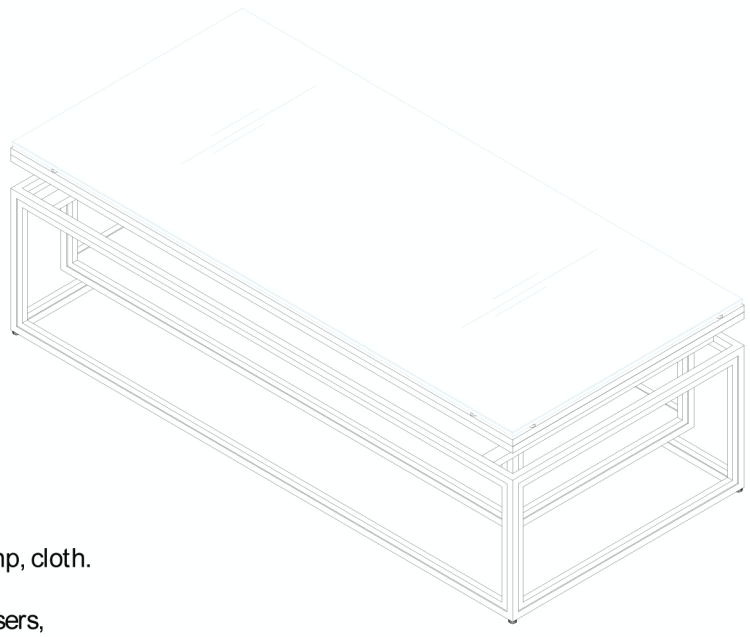

CARE INSTRUCTIONS:

- Dust often using a clean, soft, dry lint-free cloth.
- Blot spills immediately and wipe with a clean, damp, cloth.
- We do not recommend the use of chemical cleansers, abrasives, or furniture polish on our lacquered finish.